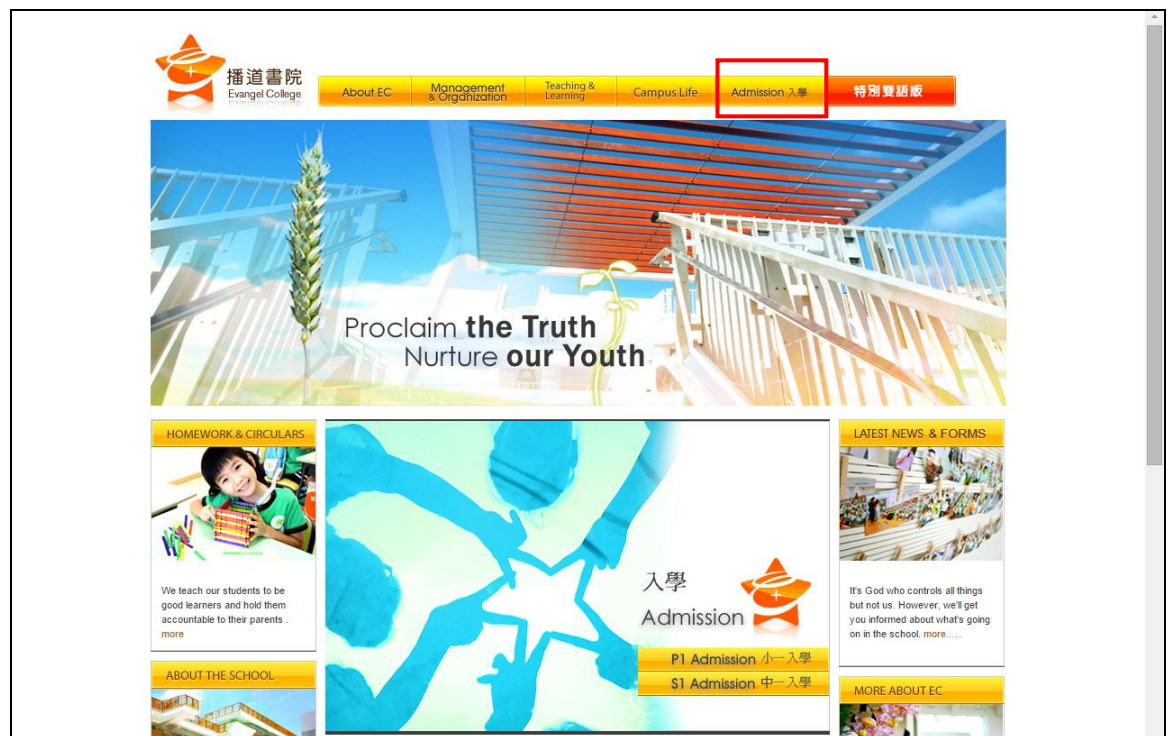
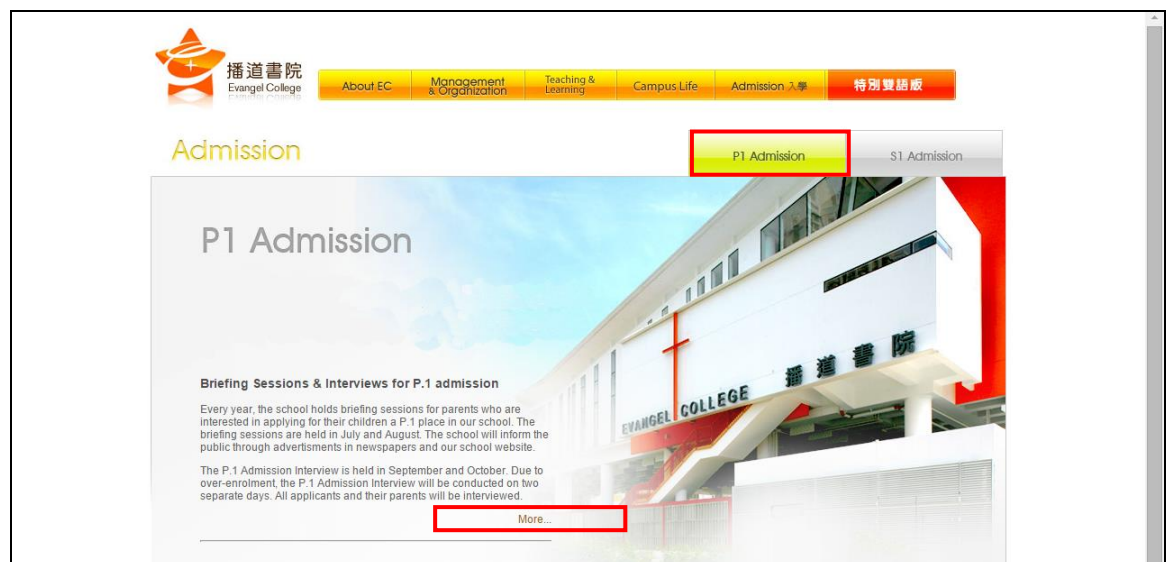


Sample of Application for Admission to Primary One

1. Please access the school website www.evangel.edu.hk and click “Admission”.



2. Click “P1 Admission” and “More”.



- Click “Admission (Primary School)” and choose “Application for Admission to Primary One”. Please read the application procedures carefully.

The screenshot shows the E-Cube website interface. At the top, there is a banner with the E-Cube logo and a basketball court background. Below the banner, a breadcrumb trail reads: "You are here: Home > Admission 入學 > 入讀小學 > 2) 2016-2017 Application for Admission to Primary One".

On the left, a "Main Menu" lists various links. The "Admission 入學" section is expanded, and "Admission (Primary School)" is highlighted with a red box. Other links in this section include "入讀小學", "Admission (Secondary School)", "入讀中學", and "Application Form 入學申請表".

The main content area is titled "2) 2016-2017 Application for Admission to Primary One". It includes a category "Admission (Primary School)", a publication date of "18 June 2015 11:40", and a hit count of "1991".

Below this, there is a section titled "Application Period" with a table:

| | |
|---|--|
| Submission of Online Application | 23 June 2015 (9:00 am) to 2 September 2015 (5:00 pm) |
| Submission of Required Documents | 23 June 2015 (9:00 am) to 4 September 2015 (5:00 pm) |

Below the table is a section titled "Application Guidelines" with the following text:

1. Evangel College is a Direct Subsidy Scheme school. There are no geographical restrictions on application. The Government's Primary

- Please click “**Apply Now**” at the end of the page to enter the “Primary One Admission Application Online System”.

The screenshot shows the "Collection of Personal Data" section. It contains four numbered points:

- The personal data filled in by applicants will only be used for application of school place of the school.
- The provision of personal data by means of this form is voluntary.
- You have a right of access and correction with respect to your personal data as provided for in sections 18 and 22 and Principle 6 of Schedule 1 of the Personal Data (Privacy) Ordinance. Enquiries should be addressed to the school.
- For unsuccessful applicants, all admissions data will be destroyed after the admission process is completed.

At the bottom of this section, there is a red-bordered box containing the text "Apply Now". Below this box, there is a link: "Primary One Admission Application Online System (Only for parents who submitted the online application successfully)".

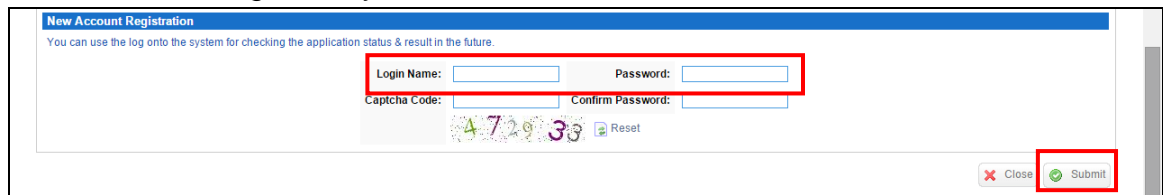
- Please complete and submit the online application **within 30 minutes**. If the application is not submitted successfully **in 30 minutes**, the system will be logout automatically.

The screenshot shows the "Personal Information of Applicant" form. It includes the following fields and options:

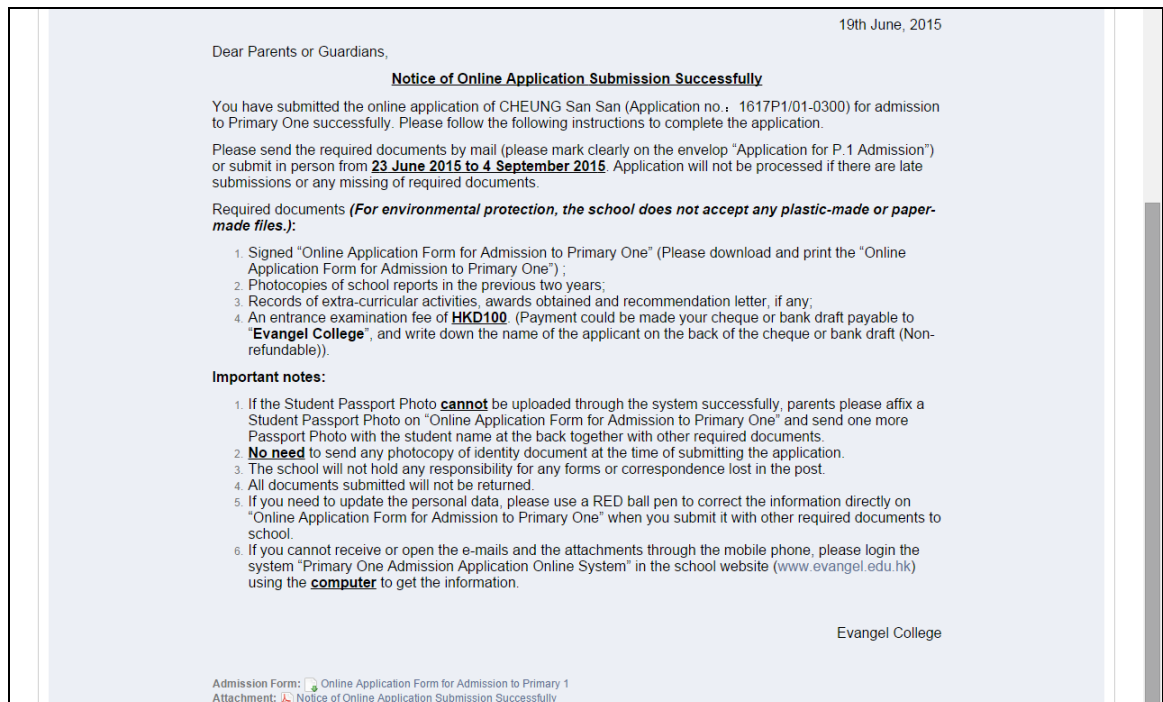
- Passport Photo: Upload File (5cm x 3.8cm)
- Name in English: Surname (required) and Other Names (optional)
- Name in Chinese: (required) and (optional)
- Sex: Male (selected) and Female (optional)
- Date of Birth (DD-MM-YYYY): DD (required), MM (required), YYYY (required)
- Identity Document No.: (required)
- Identity Document Type: (required)
- Tel. No. (Home): (optional)

There are also asterisks (*) indicating required fields and a "Remarks" field at the bottom right.

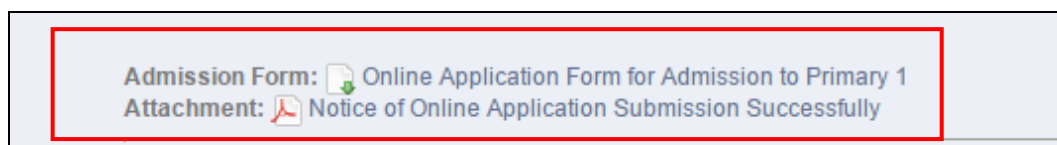
6. Parents please record the **username** and **password** you set up in the online application system before for retrieving the updated application information through the system and then click “Submit”.



7. After submitting the online application, parents please wait for about 30 seconds for the system to upload the personal information.
- If the online application is submitted successfully, the system will show a confirmation “Notice of Online Application Submission Successfully” on the screen.
- Please follow the instructions and submit the required documents listed in the “Notice of Online Application Submission Successfully” in person or by mail to the school.

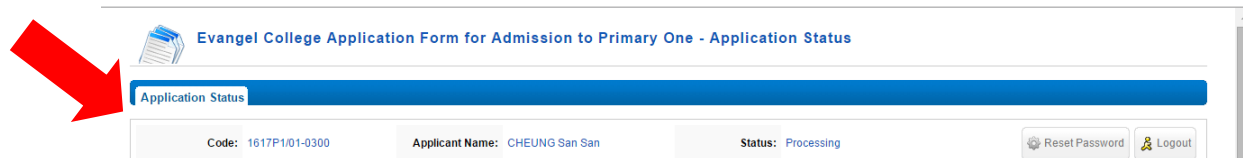


8. Click “Application Form” and “Attachment” to save and print a copy of the submitted application and the “Notice of Online Application Submission Successfully” respectively for your record.



9. If online applications for twins are submitted successfully, please see the sheets at the top of the page.

If parents want to open the admission form of twins (the second applicant), parents please logout the online system first. Enter the username (**add “2” after the username**) and password in the login page. Choose the sheet of the second applicant and then the application form of that applicant can be opened.



10. Parents can click “Primary One Admission Application Online System (Only for parents who submitted the online application successfully)” as mentioned in point 4 above to login the System again and retrieve the notice issued by the school.

Collection of Personal Data

1. The personal data filled in by applicants will only be used for application of school place of the school.
2. The provision of personal data by means of this form is voluntary.
3. You have a right of access and correction with respect to your personal data as provided for in sections 18 and 22 and Principle 6 of Schedule 1 of the Personal Data (Privacy) Ordinance. Enquiries should be addressed to the school.
4. For unsuccessful applicants, all admissions data will be destroyed after the admission process is completed.

[Apply Now](#)

[Primary One Admission Application Online System \(Only for parents who submitted the online application successfully\)](#)

11. Enter the required information and click “Login”.



12. If parents forget the username or/and password, please click “Forget Username or/and password”.

myProfile+
福音書院 (小學部)
EVANGEL COLLEGE (Primary Section)
- 入學申請系統 -
- Admission System -
Evangel College Application Form for Admission to ...

登入名稱 Username
登入密碼 Password
驗證碼 CAPTCHA
中 EN 登入 Login

新用戶登記 - Sign Me Up!
忘記登入名稱或 / 及密碼
Forgot Username or/and Password

13. Enter the required information and click “Login”.

myProfile+
福音書院 (小學部)
EVANGEL COLLEGE (Primary Section)
- 入學申請系統 -
- Admission System -
Evangel College Application Form for Admission to ...

申請編號 Application No.
* e.g. 1617P1/D1-1234
身份證明文件號碼 Identity Docume
* 請輸入 6 位數字及字母 *
Please enter first 6 numbers and characters (e.g. A12345)
出生日期 Date of Birth
* e.g. 21-07-2015 (DD-MM-YYYY)

中 EN 登入 Login