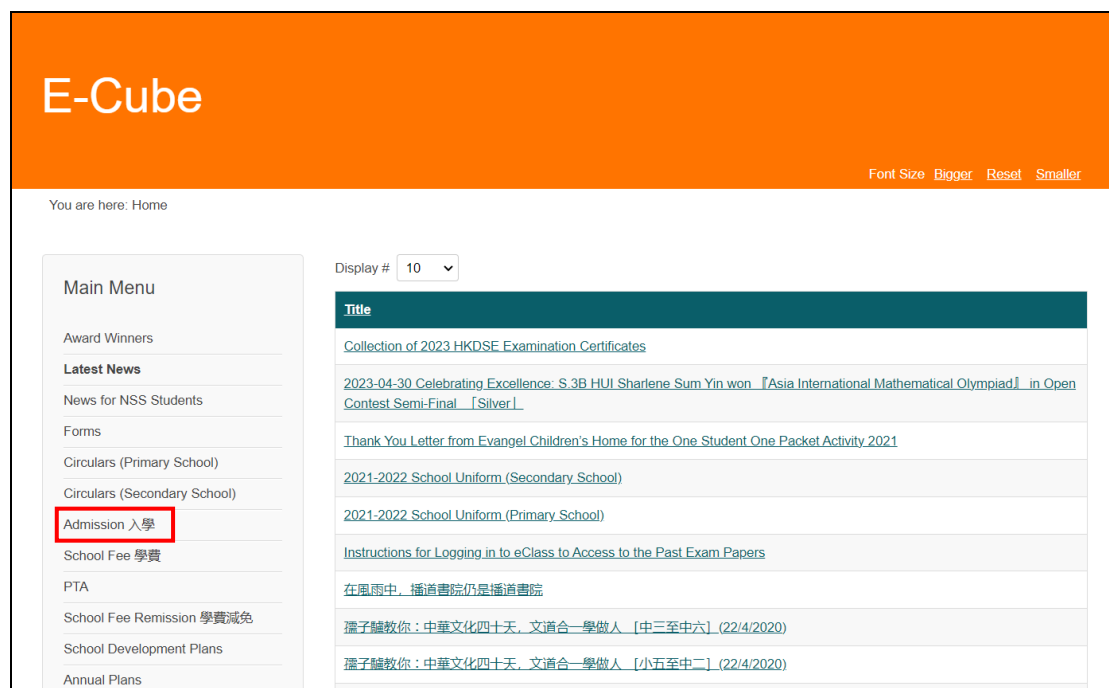


Sample of Application for Admission to Primary School

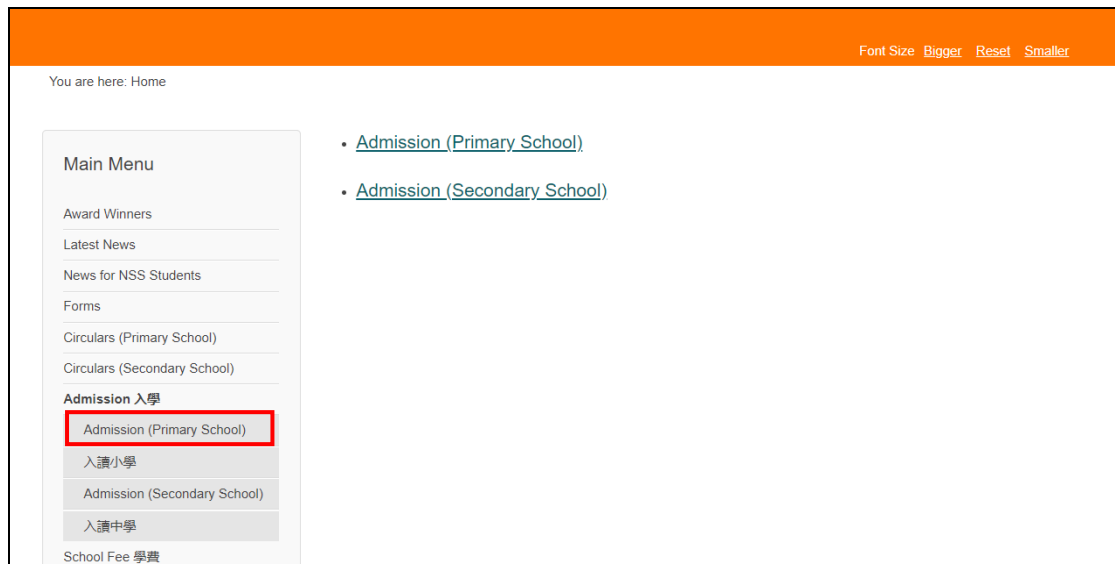
1. Please access the school website www.evangel.edu.hk and click “more” under the “LATEST NEWS & FORMS” category.



2. Click “Admission”.

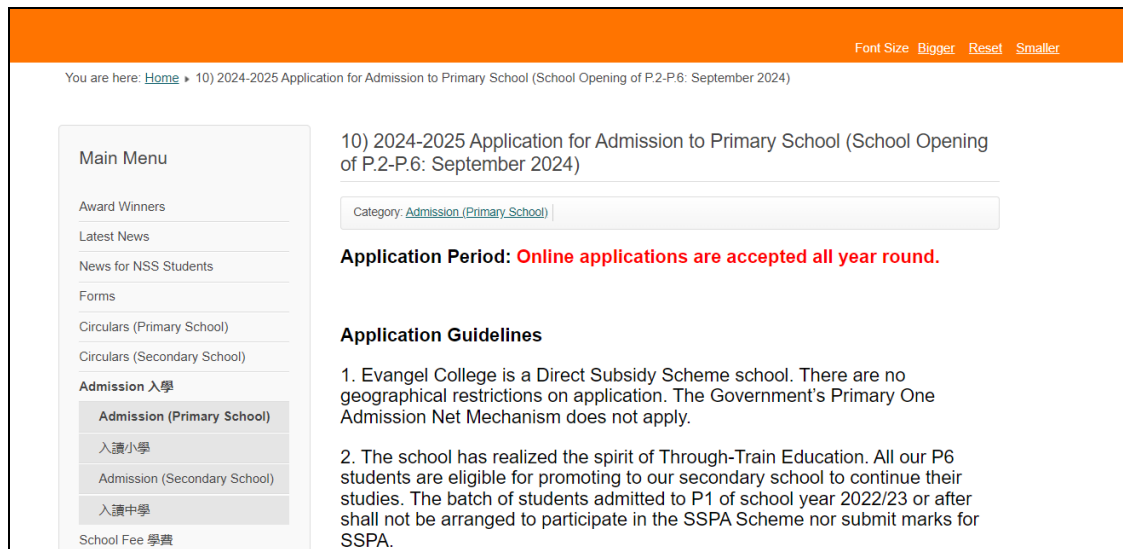


3. Click “Admission (Primary School)”.



The screenshot shows the top navigation bar with links for Font Size, Bigger, Reset, and Smaller. Below the bar, a breadcrumb trail reads "You are here: Home". On the left, a "Main Menu" sidebar lists various categories, with "Admission 入學" expanded to show "Admission (Primary School)" highlighted by a red box. To the right of the sidebar, two links are listed: "Admission (Primary School)" and "Admission (Secondary School)".

4. Choose “Application for Admission to Primary School”. Please read the application procedures carefully.



The screenshot displays the "10) 2024-2025 Application for Admission to Primary School (School Opening of P.2-P.6: September 2024)" page. The breadcrumb trail is "You are here: Home » 10) 2024-2025 Application for Admission to Primary School (School Opening of P.2-P.6: September 2024)". The left sidebar shows the "Admission (Primary School)" link highlighted. The main content area features a category filter set to "Admission (Primary School)". Below this, the "Application Period" is stated as "Online applications are accepted all year round." The "Application Guidelines" section contains two points: 1. Evangel College is a Direct Subsidy Scheme school with no geographical restrictions. 2. The school has realized the spirit of Through-Train Education, allowing P6 students to be promoted to secondary school.

5. Please click “**Apply Now**” at the end of the page to enter the “Admission Application Online System of Primary School”.

Collection of Personal Data

1. The personal data filled in by applicants will only be used for application of school place of the school.

2. The provision of personal data by means of this form is voluntary.

3. You have a right of access and correction with respect to your personal data as provided for in sections 18 and 22 and Principle 6 of Schedule 1 of the Personal Data (Privacy) Ordinance. Enquiries should be addressed to the school.


4. For unsuccessful applicants, all admissions data will be destroyed after the admission process is completed.



[Apply Now \(School Opening of P.2-P.6: September 2024\)](#)



[Admission Application Online System of Primary School \(Only for parents who submitted the online application successfully\)](#)


6. Please complete and submit the online application **within 30 minutes**. If the application is not submitted successfully **in 30 minutes**, the system will be logout automatically.





Personal Information of Applicant


Passport Photo: Upload File 
(5cm x 3.8cm)




Name in English: Surname  Other Names 
(the same as the identity document) (Example: CHAN Tai Man)


Name in Chinese: 姓  名 
(If applicant does not have Chinese name, please fill in "-")

Sex: ☐ Male ☐ Female 

Date of Birth (DD-MM-YYYY): DD  MM  YYYY  

Identity Document No.: 
(Example: A123456(7))



Identity Document: Type:   Remarks: 



Tel. No. (Home): 
(If there is no tel. no. provided, please fill in "-")


7. Parents please record the **username** and **password** you set up in the online application system before for retrieving the updated application information through the system and then click “Submit”.



New Account Registration

You can use the log onto the system for checking the application status & result in the future.

Login Name:  Password: 

Captcha Code:  Confirm Password: 




8. After submitting the online application, parents please wait for about 30 seconds for the system to upload the personal information.
- If the online application is submitted successfully, the system will show a confirmation “Notice of Online Application Submission Successfully” on the screen.
- Please follow the instructions and submit the required documents listed in the “Notice of Online Application Submission Successfully” in person or by mail to the school.

Status	Message	Date
Received	<p>Evangel College: Notice of Online Application Submission Successfully</p> <p>Dear Parents or Guardians,</p> <p>Notice of Online Application Submission Successfully 成功提交網上申請通知</p> <p>You have submitted the online application of TEST Three (Application no. : 2425W-P3-0001) for admission to Primary School successfully. Please follow the following instructions to complete the application.</p> <p>Please send the required documents by mail (please mark clearly on the envelope “Application for Admission to Primary School”) or submit in person. Application will not be processed if there are any missing of required documents.</p> <p>Required documents (For environmental protection, the school does not accept any plastic-made or paper-made files.):</p> <ol style="list-style-type: none"> 1. Signed “Online Application Form for Admission to Primary School” (Please download and print the below attachment: “Online Application Form for Admission to Primary School”); 2. Photocopies of school reports in the previous two years; 3. Records of extra-curricular activities, awards obtained and recommendation letter, if any. <p>Important notes:</p> <ol style="list-style-type: none"> 1. If the school does not receive any required documents, the application will be cancelled. 2. If the Student Passport Photo cannot be uploaded through the system successfully, parents please affix a Student Passport Photo on “Online Application Form for Admission to Primary School”. 3. No need to send any photocopy of identity document at the time of submitting the application. 4. Only short-listed applicants need to pay for an entrance examination fee of HK\$100 (non-refundable) before the interview. 5. The school will not hold any responsibility for any forms or correspondence lost in the post. 6. All documents submitted will not be returned. 7. If you need to update the personal data, please use a RED ball pen to correct the information directly on “Online Application Form for Admission to Primary School” when you submit it with other required documents to school. 8. If you cannot receive or open the e-mails and the attachments through the mobile phone, please login the system “Admission Application Online System of Primary School” in the school website (www.evangel.edu.hk) using the computer to get the information. <p>本校已收到測試三(申請編號: 2425W-P3-0001)的網上小學入學申請, 請按以下指示完成申請程序。</p>	2024-03-20 10:11:36

9. Click “Application Form” and “Attachment” to save and print a copy of the submitted application and the “Notice of Online Application Submission Successfully” respectively for your record.

<p>Admission Form: Online Application Form for Admission to Primary School</p> <p>Attachment: Evangel College: Notice of Online Application Submission Successfully</p>

10. If online applications for twins are submitted successfully, please see the sheets at the top of the page.
- If parents want to open the admission form of **twins (the second applicant)**, parents please logout the online system first. Enter the username (**add “2” after the username**) and password in the login page. Choose the sheet of the second applicant and then the application form of that applicant can be opened.



Application Status
<p>Code: 2425W-P3-0001 Applicant Name: TEST Three Status: Processing</p>

11. Parents can click “Admission Application Online System of Primary School (Only for parents who submitted the online application successfully)” as mentioned in point 5 above to login the System again and retrieve the notice issued by the school.

[Apply Now \(School Opening of P.2-P.6: September 2024\)](#)

[Admission Application Online System of Primary School \(Only for parents who submitted the online application successfully\)](#)

12. Enter the required information and click “Login”.

myProfile+
福音書院 (小學部)
EVANGEL COLLEGE (Primary Section)
入學申請系統
- Admission System -
Evangel College Application Form for Admission to: [v]
登入名稱 Username
登入密碼 Password
驗證碼 CAPTCHA
8 9 9 2
中 EN 登入 Login
忘記登入名稱或 / 密碼
Forgot Username or/and Password

13. If parents forget the username or/and password, please click “Forget Username or/and password”.

myProfile+
福音書院 (小學部)
EVANGEL COLLEGE (Primary Section)
入學申請系統
- Admission System -
Evangel College Application Form for Admission to: [v]
登入名稱 Username
登入密碼 Password
驗證碼 CAPTCHA
8 9 9 2
中 EN 登入 Login
忘記登入名稱或 / 密碼
Forgot Username or/and Password

14. Enter the required information and click “Login”.

myProfile+
福音書院 (小學部)
EVANGEL COLLEGE (Primary Section)
入學申請系統
- Admission System -
Evangel College Application Form for Admission to: [v]
申請編號 Application No.
*e.g. 2425W-P1-1234
身份證明文件號碼 Identity Docume
*請輸入前6位數字及字母
Please enter first 6 numbers and characters (e.g. A12345)
出生日期 Date of Birth
*e.g. 26.03.2024 (DD-MM-YYYY)
中 EN 登入 Login
忘記登入名稱或 / 密碼
Forgot Username or/and Password