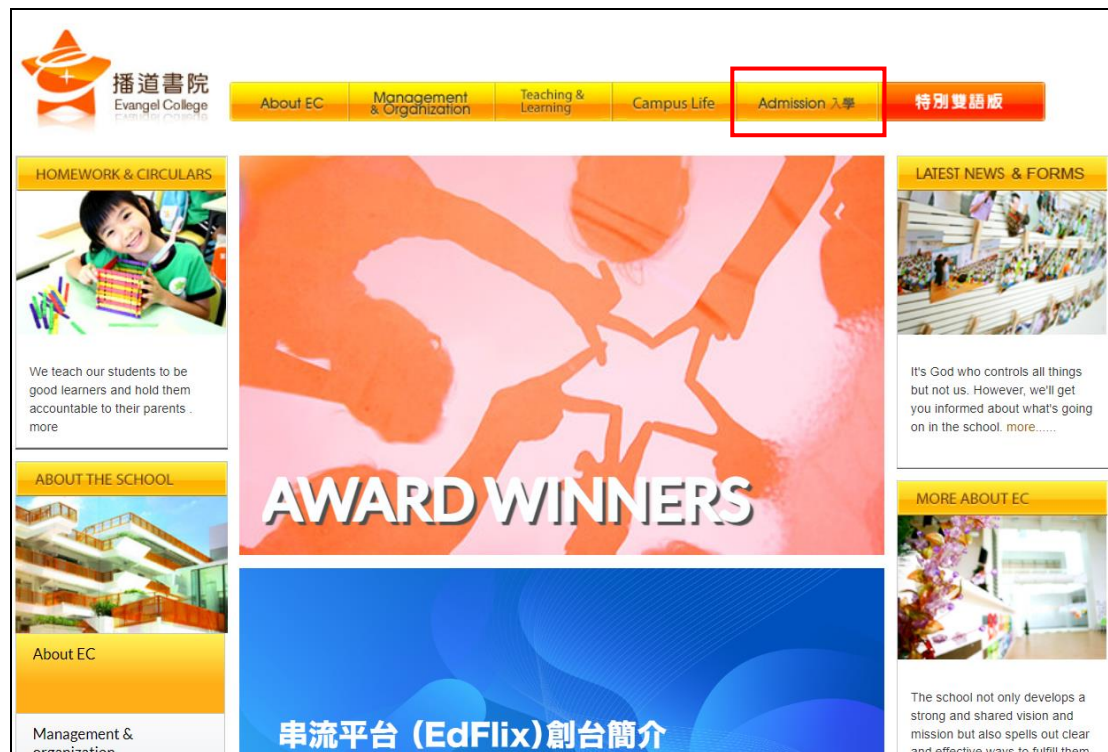
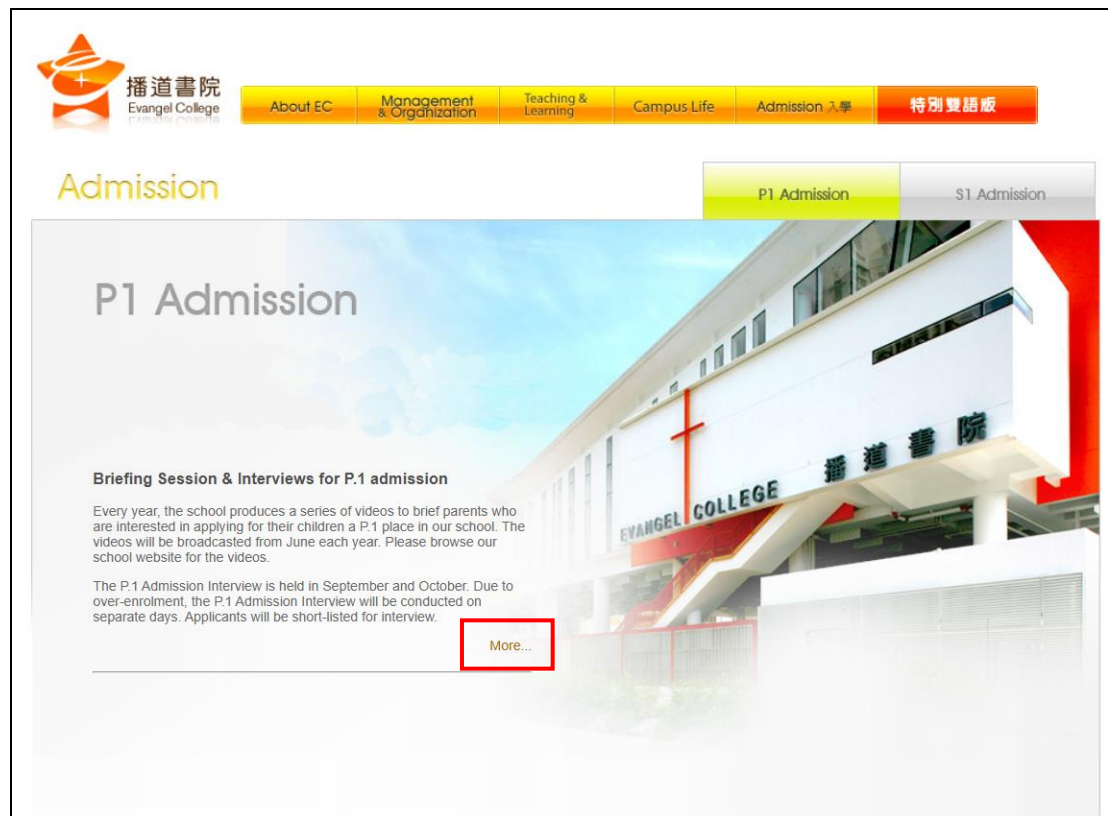


## Sample of Application for Admission to Primary School

1. Please access the school website [www.evangel.edu.hk](http://www.evangel.edu.hk) and click “Admission”.



2. Click “More”.



3. Click “Admission”.

The screenshot shows the E-Cube website interface. At the top, there is an orange header with the text "E-Cube" and links for "Font Size", "Bigger", "Reset", and "Smaller". Below the header, a breadcrumb trail reads "You are here: Home". On the left, a "Main Menu" sidebar lists various categories: "Award Winners", "Latest News", "News for NSS Students", "Forms", "Circulars (Primary School)", "Circulars (Secondary School)", "Admission 入學" (highlighted with a red box), "School Fee 學費", "PTA", "School Fee Remission 學費減免", "School Development Plans", and "Annual Plans". To the right of the menu, there is a "Display #" dropdown set to "10". Below this, a table lists various news items with a "Title" header. The items include links to examination certificates, a math olympiad win, a thank you letter, school uniforms, login instructions, and cultural activities.

4. Click “Admission (Primary School)”.

This screenshot shows the E-Cube website after clicking on "Admission". The "Main Menu" sidebar now includes a sub-section titled "Admission 入學" which contains three items: "Admission (Primary School)" (highlighted with a red box), "入讀小學", and "Admission (Secondary School)". The "School Fee 學費" item is also visible at the bottom of the menu. On the right side of the page, there is a list of two links: "Admission (Primary School)" and "Admission (Secondary School)". The top header and breadcrumb trail remain the same.

5. Choose “Application for Admission to Primary School”. Please read the application procedures carefully.

Font Size [Bigger](#) [Reset](#) [Smaller](#)

You are here: [Home](#) ▶ 10) 2024-2025 Application for Admission to Primary School (School Opening of P.2-P.6: September 2024)

Main Menu

Award Winners

Latest News

News for NSS Students

Forms

Circulars (Primary School)

Circulars (Secondary School)

Admission 入學

Admission (Primary School)

入讀小學

Admission (Secondary School)

入讀中學

School Fee 學費

10) 2024-2025 Application for Admission to Primary School (School Opening of P.2-P.6: September 2024)

Category: [Admission \(Primary School\)](#)

**Application Period:** **Online applications are accepted all year round.**

**Application Guidelines**  
1. Evangel College is a Direct Subsidy Scheme school. There are no geographical restrictions on application. The Government's Primary One Admission Net Mechanism does not apply.  
2. The school has realized the spirit of Through-Train Education. All our P6 students are eligible for promoting to our secondary school to continue their studies. The batch of students admitted to P1 of school year 2022/23 or after shall not be arranged to participate in the SSPA Scheme nor submit marks for SSPA.

6. Please click “**Apply Now**” at the end of the page to enter the “Admission Application Online System of Primary School”.


**Collection of Personal Data**  
1. The personal data filled in by applicants will only be used for application of school place of the school.  
2. The provision of personal data by means of this form is voluntary.  
3. You have a right of access and correction with respect to your personal data as provided for in sections 18 and 22 and Principle 6 of Schedule 1 of the Personal Data (Privacy) Ordinance. Enquiries should be addressed to the school.  
4. For unsuccessful applicants, all admissions data will be destroyed after the admission process is completed.


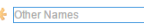
[Apply Now \(School Opening of P.2-P.6: September 2024\)](#)



[Admission Application Online System of Primary School \(Only for parents who submitted the online application successfully\)](#)


7. Please complete and submit the online application **within 30 minutes**. If the application is not submitted successfully **in 30 minutes**, the system will be logout automatically.





**Personal Information of Applicant**


Passport Photo: Upload File   
(5cm x 3.8cm)




Name in English: Surname  Other Names   
(the same as the identity document) (Example: CHAN Tai Man)


Name in Chinese: 姓  名   
(If applicant does not have Chinese name, please fill in "-")

Sex: ☐ Male ☐ Female 

Date of Birth (DD-MM-YYYY): DD  - MM  - YYYY  

Identity Document No.:   
(Example: A123456(7))



Identity Document: Type:   Remarks: 




Tel. No. (Home):   
(If there is no tel. no. provided, please fill in "-")



8. Parents please record the **username** and **password** you set up in the online application system before for retrieving the updated application information through the system and then click "Submit".

**New Account Registration**

You can use the log onto the system for checking the application status & result in the future.

Login Name:  Password: 

Captcha Code:  Confirm Password:  

9. After submitting the online application, parents please wait for about 30 seconds for the system to upload the personal information.

If the online application is submitted successfully, the system will show a confirmation "Notice of Online Application Submission Successfully" on the screen.

Please follow the instructions and submit the required documents listed in the "Notice of Online Application Submission Successfully" in person or by mail to the school.

Status	Message	Date
Received	<p>Evangel College Notice of Online Application Submission Successfully</p> <p>Dear Parents or Guardians,</p> <p><b>Notice of Online Application Submission Successfully</b> <b>成功提交網上申請通知</b></p> <p>You have submitted the online application of TEST Three (Application no. : 242SW-P3-0001) for admission to Primary School successfully. Please follow the following instructions to complete the application.</p> <p>Please send the required documents by mail (please mark clearly on the envelope: "Application for Admission to Primary School") or submit in person. Application will not be processed if there are any missing of required documents.</p> <p><b>Required documents (For environmental protection, the school does not accept any plastic-made or paper-made files.):</b></p> <ol style="list-style-type: none"> <li>1. Signed "Online Application Form for Admission to Primary School" (Please download and print the below attachment: "Online Application Form for Admission to Primary School") ;</li> <li>2. Photocopies of school reports in the previous two years;</li> <li>3. Records of extra-curricular activities, awards obtained and recommendation letter, if any.</li> </ol> <p><b>Important notes:</b></p> <ol style="list-style-type: none"> <li>1. If the school does not receive any required documents, the application will be cancelled.</li> <li>2. If the Student Passport Photo cannot be uploaded through the system successfully, parents please affix a Student Passport Photo on "Online Application Form for Admission to Primary School" ;</li> <li>3. <b>No need</b> to send any photocopy of identity document at the time of submitting the application.</li> <li>4. Only short-listed applicants need to pay for an entrance examination fee of HK\$100 (non-refundable) before the interview.</li> <li>5. The school will not hold any responsibility for any forms or correspondence lost in the post.</li> <li>6. All documents submitted will not be returned.</li> <li>7. If you need to update the personal data, please use a RED ball pen to correct the information directly on "Online Application Form for Admission to Primary School" when you submit it with other required documents to school.</li> <li>8. If you cannot receive or open the e-mails and the attachments through the mobile phone, please login the system "Admission Application Online System of Primary School" in the school website (<a href="http://www.evangel.edu.hk">www.evangel.edu.hk</a>) using the computer to get the information.</li> </ol> <p>本校已收到測試三(申請編號: 242SW-P3-0001) 的網上小學入學申請, 請按以下指示完成申請程序。</p>	2024-03-20 10:11:36

10. Click “Application Form” and “Attachment” to save and print a copy of the submitted application and the “Notice of Online Application Submission Successfully” respectively for your record.

<b>Admission Form:</b>  Online Application Form for Admission to <b>Attachment:</b>  Evangel College: Notice of Online Application Submission Successfully
---

11. If online applications for twins are submitted successfully, please see the sheets at the top of the page.

If parents want to open the admission form of **twins (the second applicant)**, parents please logout the online system first. Enter the username (**add “2” after the username**) and password in the login page. Choose the sheet of the second applicant and then the application form of that applicant can be opened.



Application Status		
Code: 2425W-P3-0001	Applicant Name: TEST Three	Status: Processing

12. Parents can click “Admission Application Online System of Primary School (Only for parents who submitted the online application successfully)” as mentioned in point 5 above to login the System again and retrieve the notice issued by the school.

<a href="#">Apply Now (School Opening of P.2-P.6: September 2024)</a>
<a href="#">Admission Application Online System of Primary School (Only for parents who submitted the online application successfully)</a>

13. Enter the required information and click “Login”.



myProfile  
福音書院 (小學部)  
EVANGEL COLLEGE (Primary Section)  
入學申請系統 -  
Admission System  
[Evangel College Application Form for Admission to ...]

登入名稱 Username  
登入密碼 Password  
驗證碼 CAPTCHA  
8992  
中 EN  
登入 Login  
忘記登入名稱或密碼  
Forgot Username and Password

14. If parents forget the username or/and password, please click “Forget Username or/and password”.

The screenshot shows the 'myProfile' login interface for EVANGEL COLLEGE (Primary Section). The page includes fields for Username, Password, and CAPTCHA. Below these fields are language selection buttons (中, EN) and a '登入 Login' button. A red rectangle highlights a link at the bottom of the form that reads '忘記登入名稱 / 及密碼' and 'Forgot Username or/and Password'.

15. Enter the required information and click “Login”.

This screenshot shows the same 'myProfile' login interface, but with a red rectangle highlighting the registration and login section. The highlighted area includes the '申請編號 Application No.' field (with example '2429W-PT-1234'), the '身份證明文件號碼 Identity Document' field (with instructions to enter 6 numbers and characters), the '出生日期 Date of Birth' field (with example '26.03.2024 (DD-MM-YYYY)'), and the '登入 Login' button.