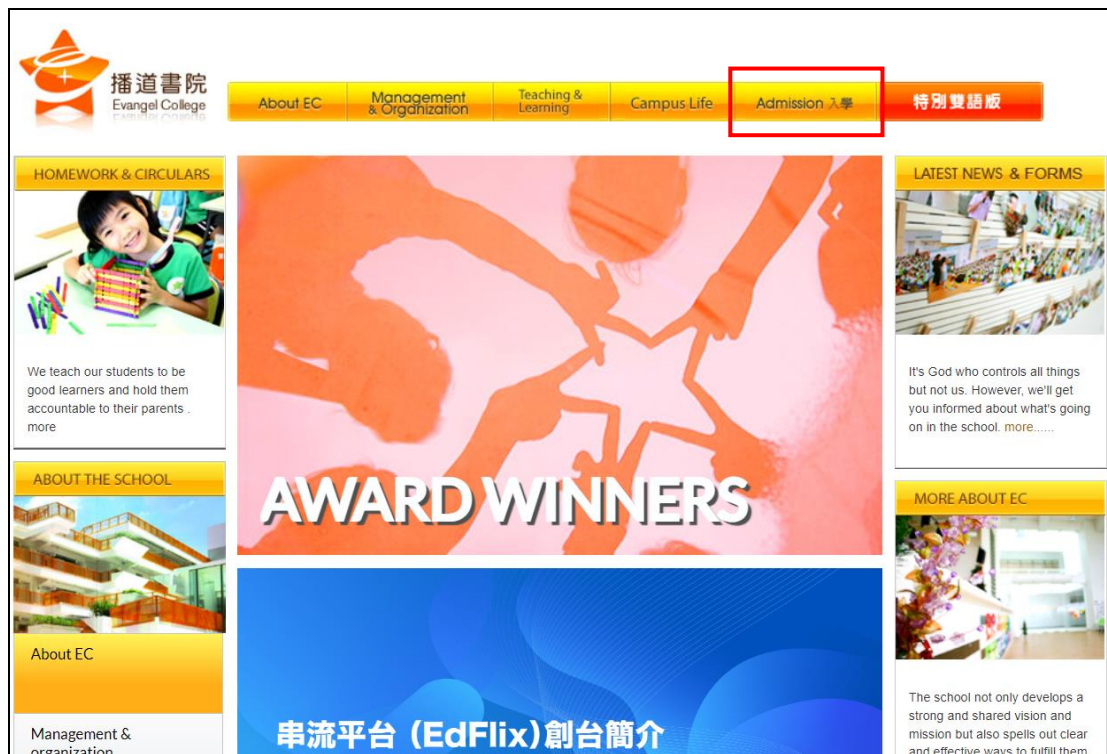
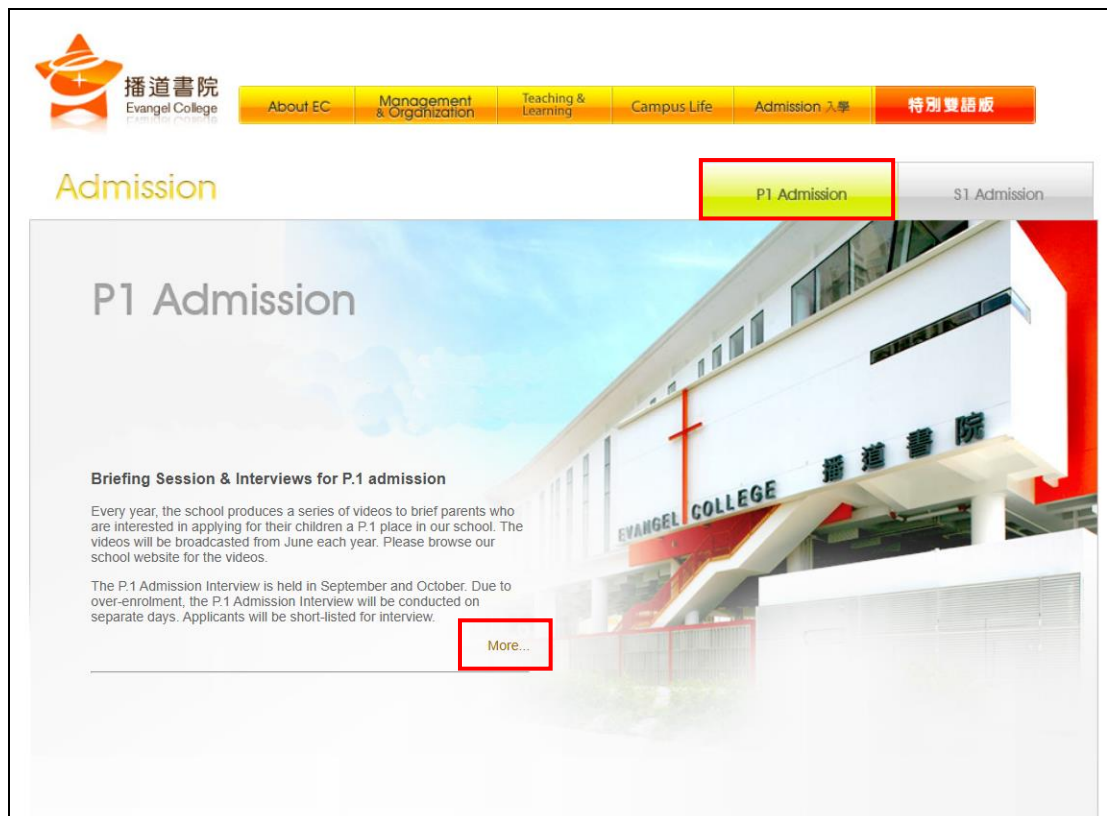


Sample of Updating the Submitted Files (Primary School)

1. Please visit the school website www.evangel.edu.hk and click “Admission”.



2. Choose “P1 Admission” and then click “More”.



3. Choose “Application for Admission to Primary School”.

Main Menu

Award Winners

News for NSS Students

Forms

Admission 入學

Admission (Primary School)

入讀小學

Admission (Secondary School)

入讀中學

School Fee 學費

PTA

School Fee Remission 學費減免

School Development Plans

Annual Plans

Capacity Enhancement Grant

07) 2026-2027 Application for Admission to Primary School (P.2-P.6 in-year admission) (School term will start in September 2026)

Category: [Admission \(Primary School\)](#)

Application Period: 7 May 2026 to 30 April 2027 (4:00pm)

Application Guidelines

1. Evangel College is a Direct Subsidy Scheme school. There are no geographical restrictions on application. The Government's Primary One Admission Net Mechanism does not apply.

2. The school has realized the spirit of Through-Train Education. All our P6 students are eligible for promoting to our secondary school to continue their studies. The batch of students admitted to P1 of school year 2022/23 or after shall not be arranged to participate in the SSPA Scheme nor submit marks for SSPA.

4. Click “Admission Application Online System of Primary School (Only for parents who submitted the online application successfully)” at the bottom of the webpage.

[Apply Now \(P.2-P.6 in-year admission\) \(School term will start in September 2026\)](#)

[Admission Application Online System of Primary School \(Only for parents who submitted the online application successfully\)](#)

5. Enter the required information and click “Login”.

myProfile+

播道書院 (小學部)

Evangel College School Management Committee

- 入學申請系統 -

- Admission System -

播道書院 (直資中小學) 小學入學申請表 (母語) ▼

登入名稱 Login Name

* 請輸入申請時提供的個人電郵 (接收入學資訊) *
Please enter your email address provided in the application form (For receiving admission application info)

密碼 Password

* 出生日期 Date of Birth (YYYYMMDD)
e.g. 20200430

驗證碼 CAPTCHA

1 5 8 8 5 7

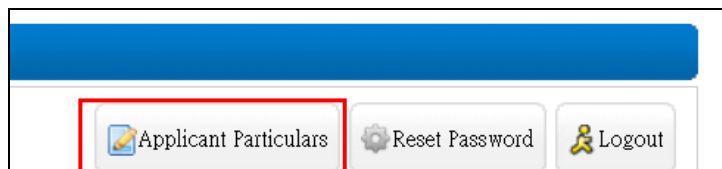
中 EN 登入 Login

忘記密碼 Forgot Password

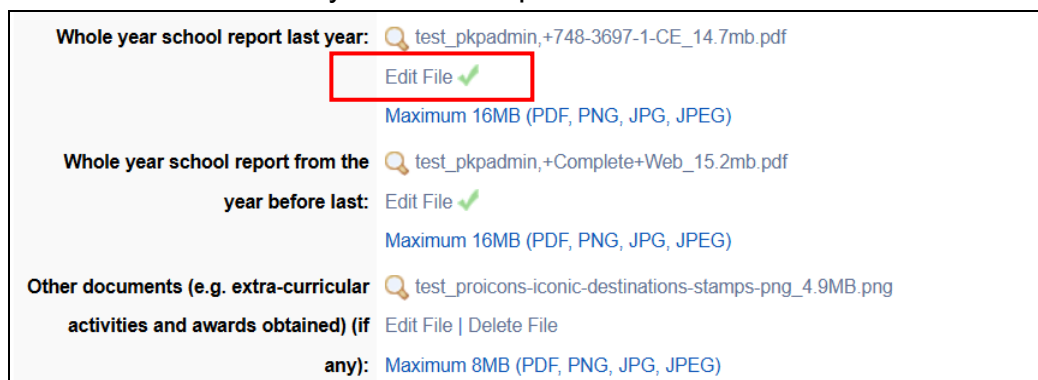
6. If parents forget the password, please click “Forgot password”.



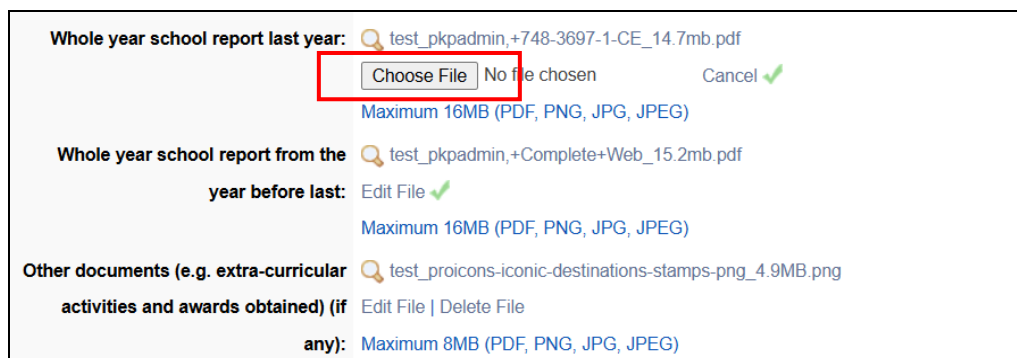
7. After logging in the system, click “Applicant Particulars” at the right upper corner of the screen.



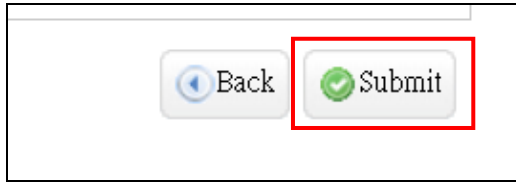
8. Click “Edit File” where you want to update the file.



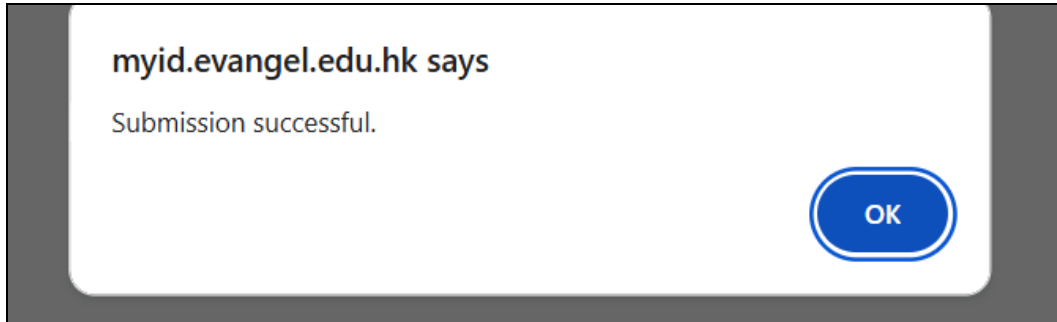
9. Click “Choose File” and choose the new file.



10. Click "Submit" at the bottom of the screen.



11. A pop up "Submission successful" is shown on the screen and click "OK"



12. The new file is uploaded.

