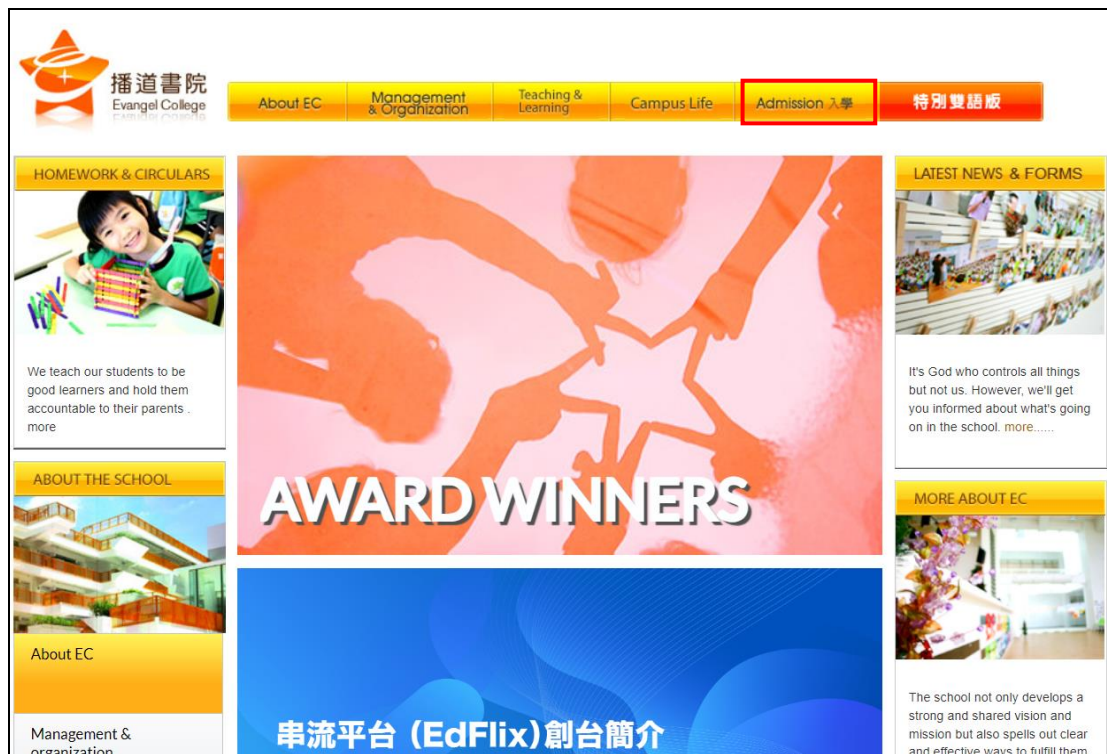
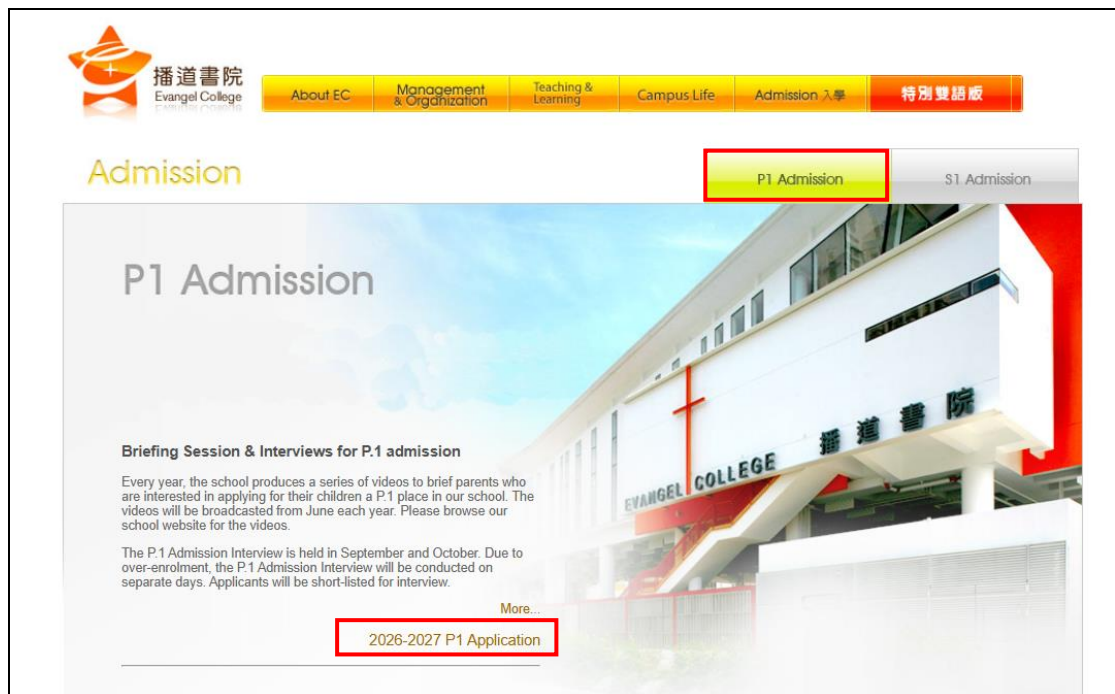


Sample of Application for Admission to Primary One (June)

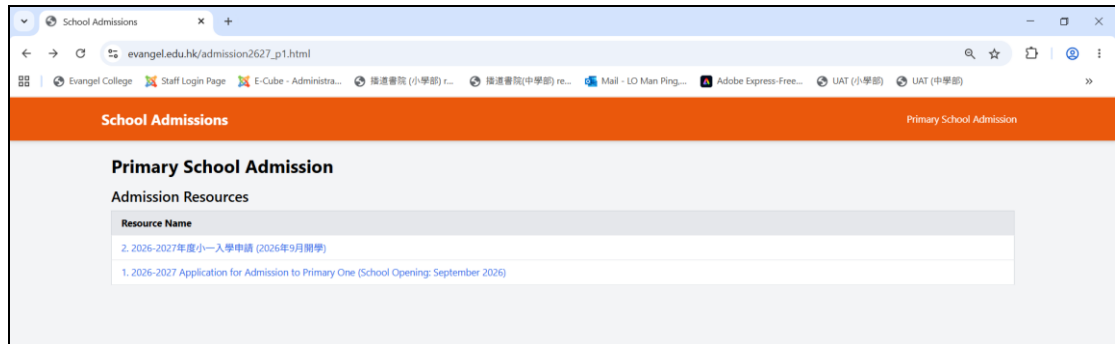
1. Please visit the school website www.evangel.edu.hk and click “Admission”.



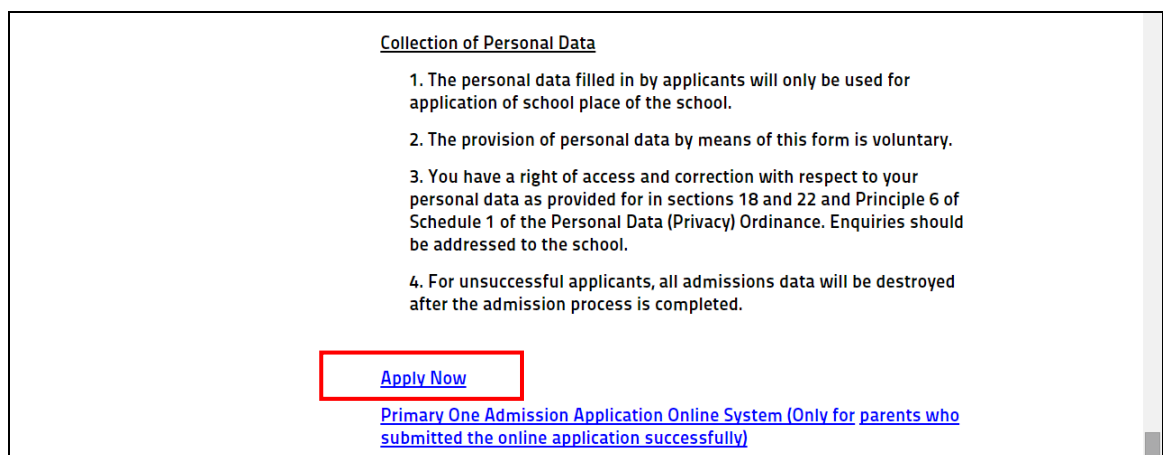
2. Click “P1 Admission” and then click “P1 Application”.



3. Choose “Application for Admission to Primary One (June)”. Please read the application procedures carefully.



4. Please click “**Apply Now**” at the end of the webpage to enter the “Primary One Admission Application Online System”.



5. Please complete and submit the online application **within 45 minutes**. If the application is not submitted successfully **in 45 minutes**, the system will be logout automatically.

Personal Information of Applicant

Passport Photo: Upload File *
(5cm x 3.8cm) Maximum 5MB (PNG, JPG, JPEG)

Name in English: Surname * Other Names *
(the same as the identity document) (Example: CHAN Tai Man)

Name in Chinese: 姓 * 名 *
(If applicant does not have Chinese name, please fill in ".")

Sex: Male Female *

Date of Birth (DD/MM/YYYY): DD/MM/YYYY *
Please make sure the information is correct. It will be used to login this system again.

6. Please record the **e-mail address** and the **date of birth of applicant** you provided in the online application system to login the system again later and then click “Save”.

I have read and understood the above statement and guidelines. I declare that the information given above is true.

Notice
You can use the log onto the system for checking the application status & result in the future.

Login Name: E-mail (For receiving admission application info.) **Password:** Date of Birth(YYYMMDD)

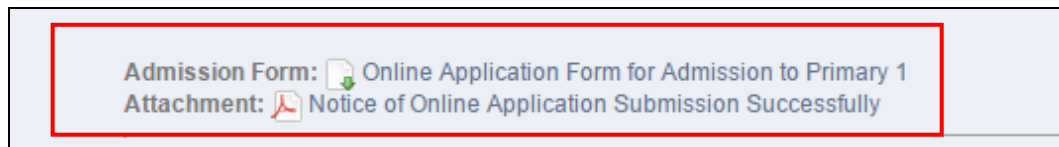
Back Save

7. After submitting the online application, parents please wait for about 30 seconds for the system to upload the personal information.

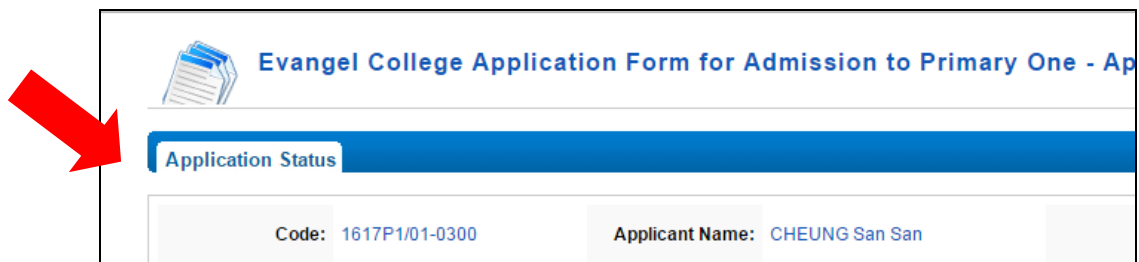
If the online application is submitted successfully, the system will show a confirmation “Notice of Online Application Submission Successfully” on the screen.



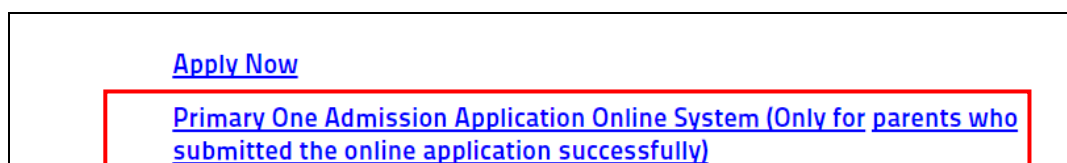
8. Click “Application Form” and “Attachment” at the bottom of the notice to save and print a copy of the submitted application and the “Notice of Online Application Submission Successfully” respectively for your record.



9. If online applications for twins are submitted successfully, please see the sheets at the top of the page.



10. Parents can click “Primary One Admission Application Online System (Only for parents who submitted the online application successfully)” as mentioned in point 4 above to login the System again and retrieve the notice issued by the school.



11. Enter the required information and click “Login”.



The screenshot shows the myProfile+ login page for the Evangel College School Management Committee. The page title is "myProfile+ 播道書院 (小學部) Evangel College School Management Committee - 入學申請系統 - Admission System -". Below the title, there is a dropdown menu for "播道書院 (直資中小學) 小一入學申請表". The login form consists of the following fields, all highlighted with a red border:

- 登入名稱 Login Name
- * 請輸入申請時提供的個人電郵 (接收入學資訊) + Please enter your email address provided in the application forms (For receiving admission application info).
- 密碼 Password
- * 出生日期 Date of Birth (YYYYMMDD) e.g. 20060514
- 驗證碼 CAPTCHA

Below the CAPTCHA field, there is a language toggle switch for "中 EN" and a blue "登入 Login" button. At the bottom of the form, there is a link for "忘記密碼 Forgot Password".

12. If parents forget the password, please click “Forgot password”.



This screenshot is identical to the one above, showing the myProfile+ login page. In this version, the "忘記密碼 Forgot Password" link at the bottom of the form is highlighted with a red border.